

MATRIGMA TEST STARTER GUIDE

Tips, Samples, and Practice Resources
for the Perplexed Candidate

Brought to you by 12minprep.com

***Disclaimer:** 12minprep.com is not affiliated, nor belongs to Assessio and/or Hogan, which are the publishers and owners of the Matrigma test. This website solely provides advice and practice for candidates who are going through cognitive ability tests.



12MINPREP




Quick facts


- **Adaptive** Matrigma: 12 minutes, maximum of 40 items, 1 minute per item.
- **Classic** Matrigma: 36 items, 40 minutes in total. For an above-average score you need to answer more than 20 correct answers.
- You can **improve your score by preparing!** A few hours can make a huge difference.

Rules of the game

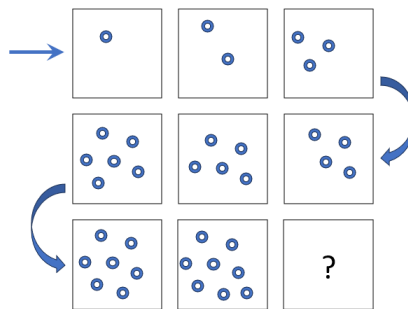
→ Read from left to right



↓ Read from top to bottom




You want to “read” the matrix from left to right (rows), or from top to bottom (columns). In rare cases, the reading pattern will be as follows:

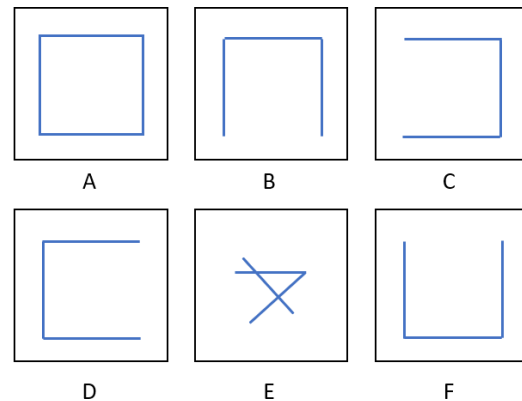
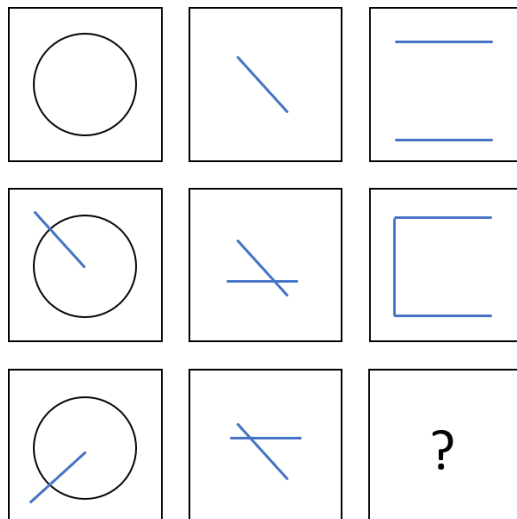
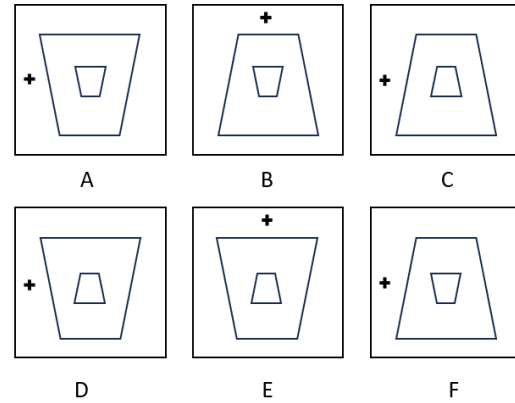
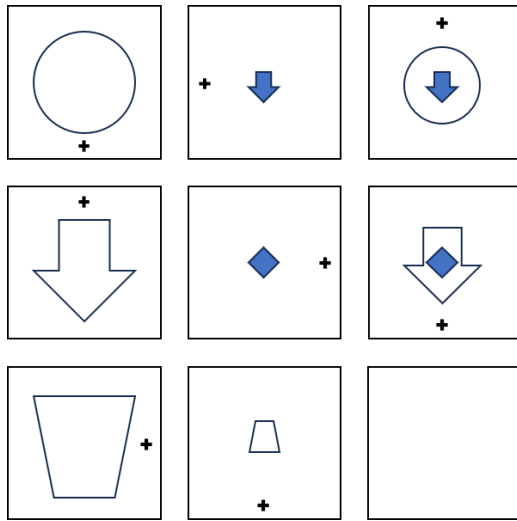




12MINPREP



Practice questions + explanations



1st question: Read the rows. The small cross sign travels clockwise from left to right. A big shape on the left shows up on the right in a smaller version, and the middle shape shows up again on the right. Thus, the correct answer must be option **D**.


2nd question: Read the columns. The top cell in each column contains the elements that are found in both of the bottom cells. For example, the first column on the left has a circle, which is the only shape that appears in both of the cells below. The diagonal lines are unique and thus don't show up. Thus, the correct answer is **C**.

↓ Get more Matrigma questions ↓

Take our prep course



12MINPREP



CHECK OUR PREP COURSE

From Zero to Hero: Ace the Matrigma test with us!



4 VIDEO LESSONS



5 FULL PRACTICE TESTS



7 SUMMARY QUIZZES



RATED 4.9/5 STARS



[Go to course page >>](#)